
APRIL 8, 2024

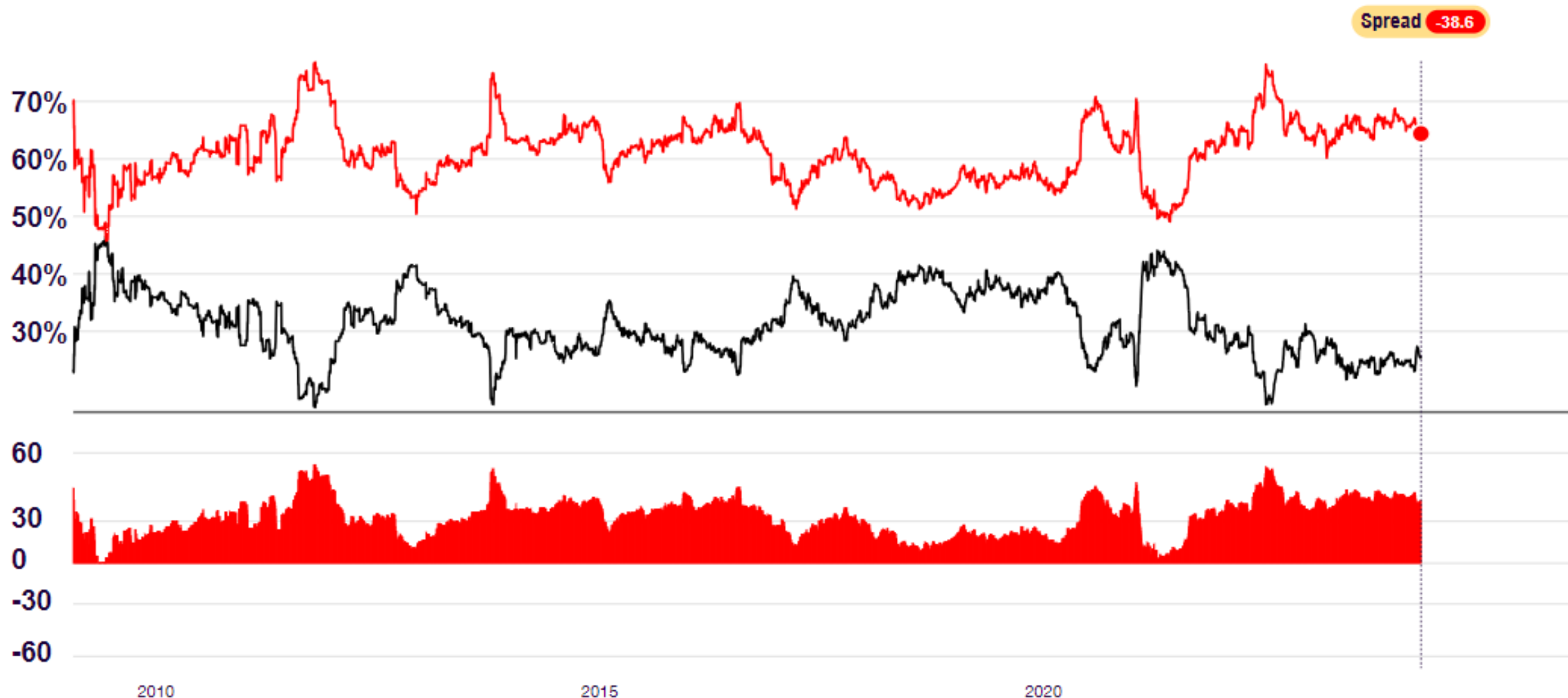
Election 2024



—



Direction of Country



Most Important Issue to Public

Issue	Total	Dem	Ind	Rep
Inflation/Prices	23%	18%	28%	24%
Immigration	14%	2%	11%	29%
Healthcare	10%	18%	9%	3%
Climate Change	9%	19%	11%	3%
Jobs/Economy	8%	8%	9%	8%
Abortion	8%	11%	7%	5%

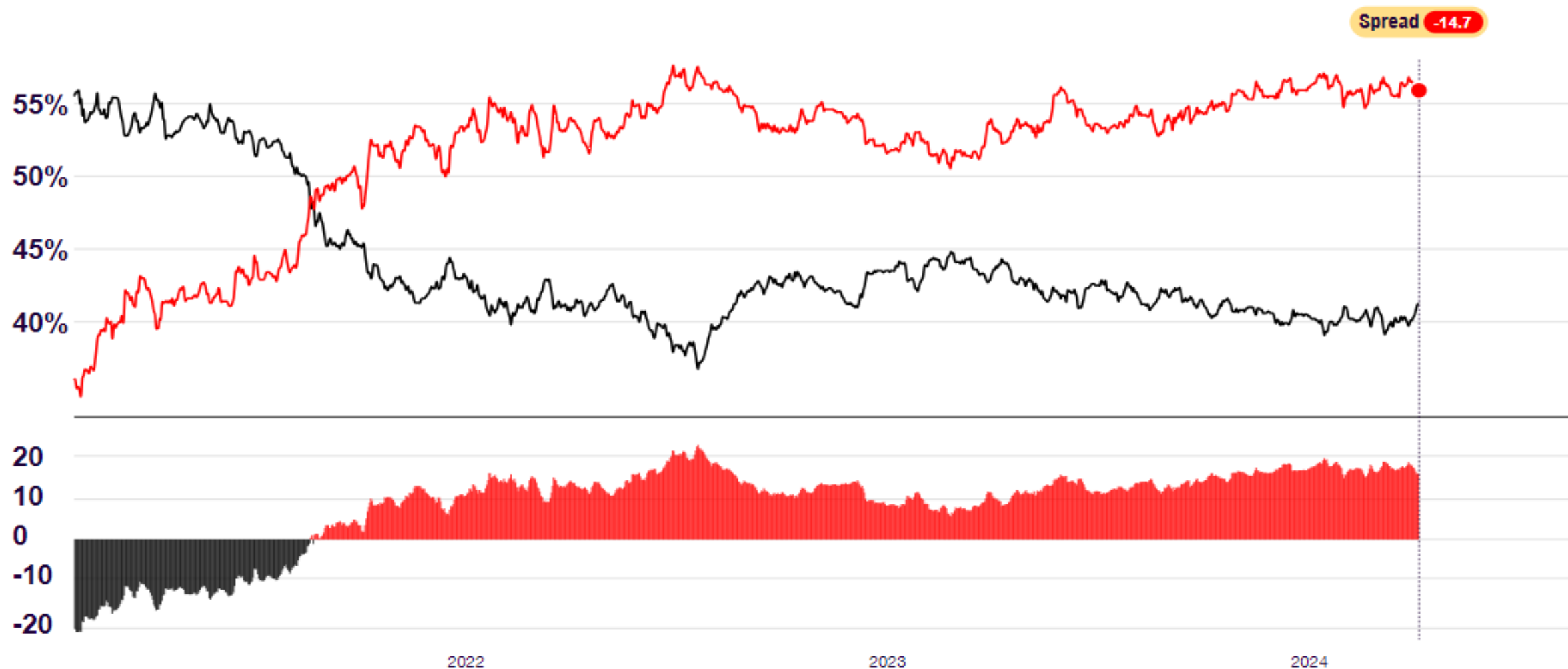
5%: National Security, Guns

4%: Civil Rights, Crime, Taxes & Govt Spending

2%: Education, Civil Liberties

1%: Criminal Justice Reform, Foreign Policy

President Biden Job Approval



Biden Approval Rating By Issue

Issue	Total
Ukraine (0%)	43.4%
Overall	41.2%
Jobs (8%)	39.6%
Crime (4%)	38.0%
Foreign Policy (1%)	37.0%
Inflation (23%)	35.8%
Immigration (14%)	31.8%

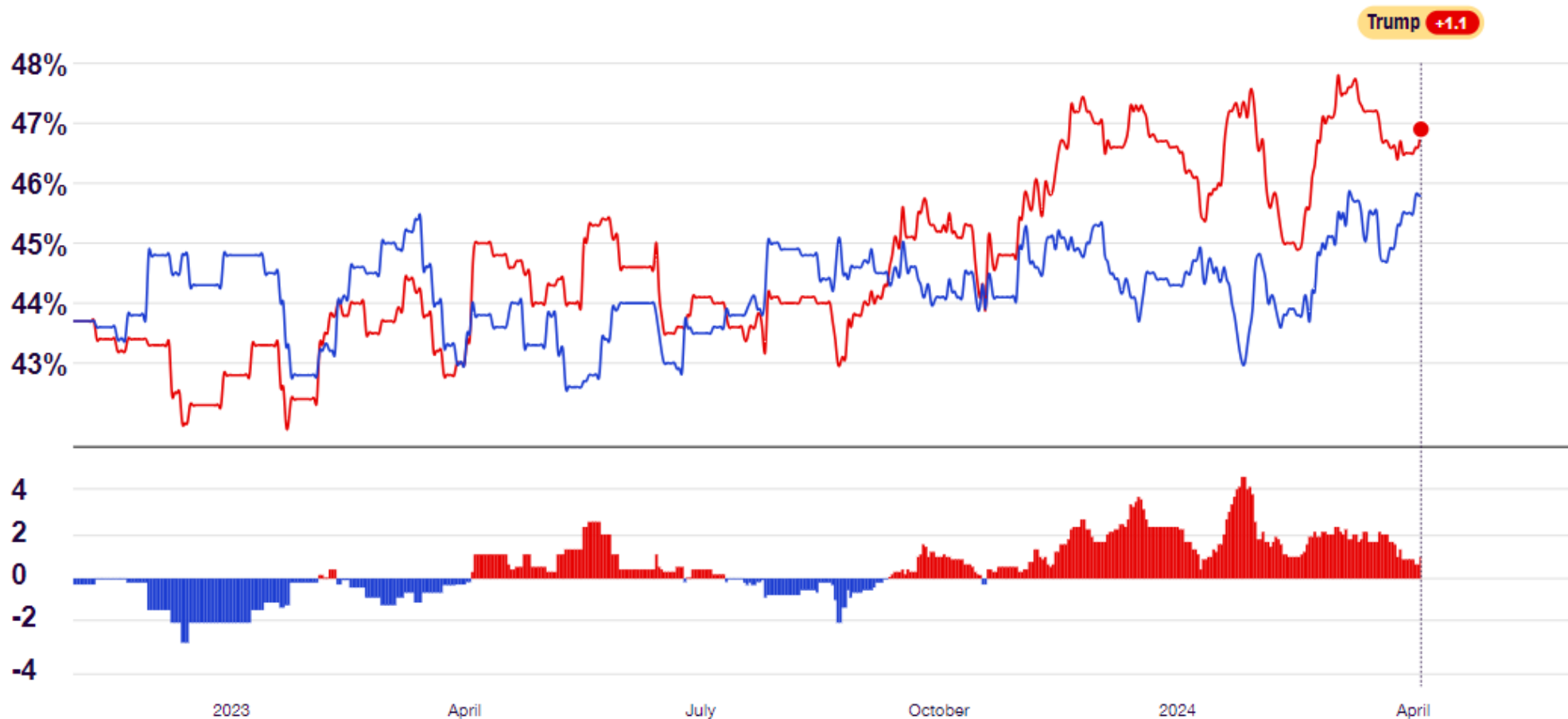
Battle for 2024



RealClearPolitics Poll Average

46.9 Trump +1.1 45.8 Biden

General Election: Trump vs. Biden



Battle for 2024

Independent Voters

	Dem	Rep	Diff
2016 (31%)	42	46	R+4
2020 (26%)	54	41	D+13
2024 7 Poll Avg (???)	37.3	41.4	R+4.1

Young Voters 18-29

	Dem	Rep	Diff
2016 (19%)	55	36	D+19
2020 (17%)	60	36	D+24
2024 (???)	56	36	D+20

Battle for 2024

Black Voters

	Dem	Rep	Diff
2016 (12%)	89	8	D+81
2020 (13%)	87	12	D+75
2024 3 Poll Avg (???)	71	18	D+53

Hispanic Voters

	Dem	Rep	Diff
2016 (11%)	66	28	D+38
2020 (13%)	65	32	D+33
2024 3 Poll Avg (???)	48	41	D+7

Battle for 2024

“Double Haters”

	Dem	Rep	Diff
2016 (18%)	40	57	R+17
2020 (3%)	35	52	R+17
2024 3 Poll Avg (???)	30	28	D+2

Battle for 2024

2024 General Election: Trump vs Biden vs Kennedy vs West vs Stein (2-Way)



Battleground States: Arizona | Nevada | Wisconsin | Michigan | Pennsylvania | North Carolina | Georgia

This Day In History: April 7, 2020: Biden +6.1 | April 7, 2016: Clinton +10.5

POLLSTER	DATE	SAMPLE	MOE	TRUMP (R)	BIDEN (D)	KENNEDY (I)	WEST (I)	STEIN (G)	SPREAD
RCP Average	3/8 - 4/3	—	—	42.1	39.8	10.5	2.0	1.7	Trump +2.3
Emerson	4/2 - 4/3	1438 RV	2.5	43	42	8	1	1	Trump +1
Rasmussen Reports	3/31 - 4/2	1099 LV	3.0	45	38	9	2	1	Trump +7
Economist/YouGov	3/30 - 4/2	1604 RV	3.1	43	43	2	1	0	Tie
Trafalgar Group (R)	3/29 - 3/31	1092 LV	2.9	43	40	11	2	1	Trump +3
Data for Progress (D)**	3/27 - 3/29	1200 LV	3.0	42	41	8	1	1	Trump +1
NPR/PBS/Marist	3/25 - 3/28	1199 RV	3.7	41	43	11	1	2	Biden +2
Forbes/HarrisX	3/25 - 3/25	1010 RV	3.1	42	40	14	2	2	Trump +2
FOX News	3/22 - 3/25	1094 RV	3.0	43	38	12	2	2	Trump +5
Quinnipiac	3/21 - 3/25	1407 RV	2.6	39	38	13	3	4	Trump +1
Marquette	3/18 - 3/28	868 RV	4.3	41	38	14	5	2	Trump +3
Harvard-Harris	3/20 - 3/21	2111 RV	—	43	38	15	2	2	Trump +5
USA Today/Suffolk*	3/8 - 3/11	1000 RV	3.1	40	38	9	2	2	Trump +2

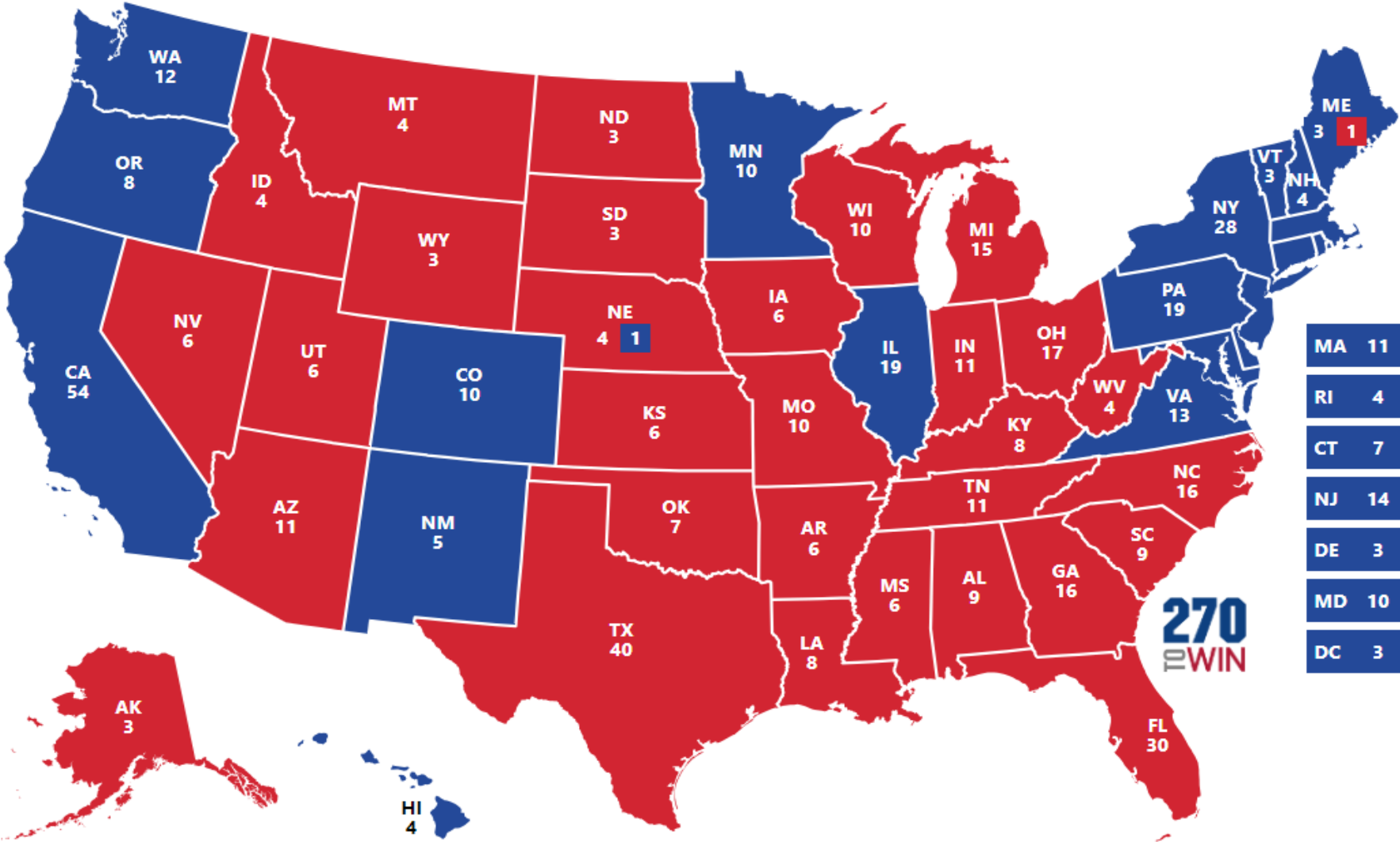
Battle
for 2024

State	2016	2020	2024*
Arizona	R+3.5	D+0.3	Trump +4.5
Georgia	R+5.1	D+0.3	Trump +3.8
Michigan	R+0.3	D+2.8	Trump +2.8
Nevada	D+2.4	D+2.4	Trump +3.2
North Carolina	R+3.6	R+1.3	Trump +4.6
Pennsylvania	R+0.7	D +1.2	Biden +0.1
Wisconsin	R+0.7	D+0.7	Trump +0.6

Battle for 2024

Democrats ▾ 245

293 Republicans ▾



Battle for Congress

2024 Generic Congressional Vote



[2022 Generic Vote](#) | [2020 Generic Vote](#) | [2018 Generic Vote](#) | [2016 Generic Vote](#) | [2014 Generic Vote](#) | [2012 Generic Vote](#)

POLLSTER	DATE	SAMPLE	REPUBLICANS (R)	DEMOCRATS (D)	SPREAD
RCP Average	1/16 - 4/3	—	45.7	44.4	Republicans +1.3
Emerson	4/2 - 4/3	1438 RV	45	46	Democrats +1
Economist/YouGov	3/30 - 4/2	1604 RV	41	44	Democrats +3
Data for Progress (D)**	3/27 - 3/29	1200 LV	44	46	Democrats +2
Marquette	3/18 - 3/28	868 RV	52	48	Republicans +4
Rasmussen Reports	3/10 - 3/12	1118 LV	47	41	Republicans +6
Yahoo News	3/8 - 3/11	994 RV	43	45	Democrats +2
Wall Street Journal	2/21 - 2/28	1500 RV	46	42	Republicans +4
NBC News	1/26 - 1/30	1000 RV	49	45	Republicans +4
Newsnation	1/16 - 1/18	1000 RV	44	43	Republicans +1

Battle for the House

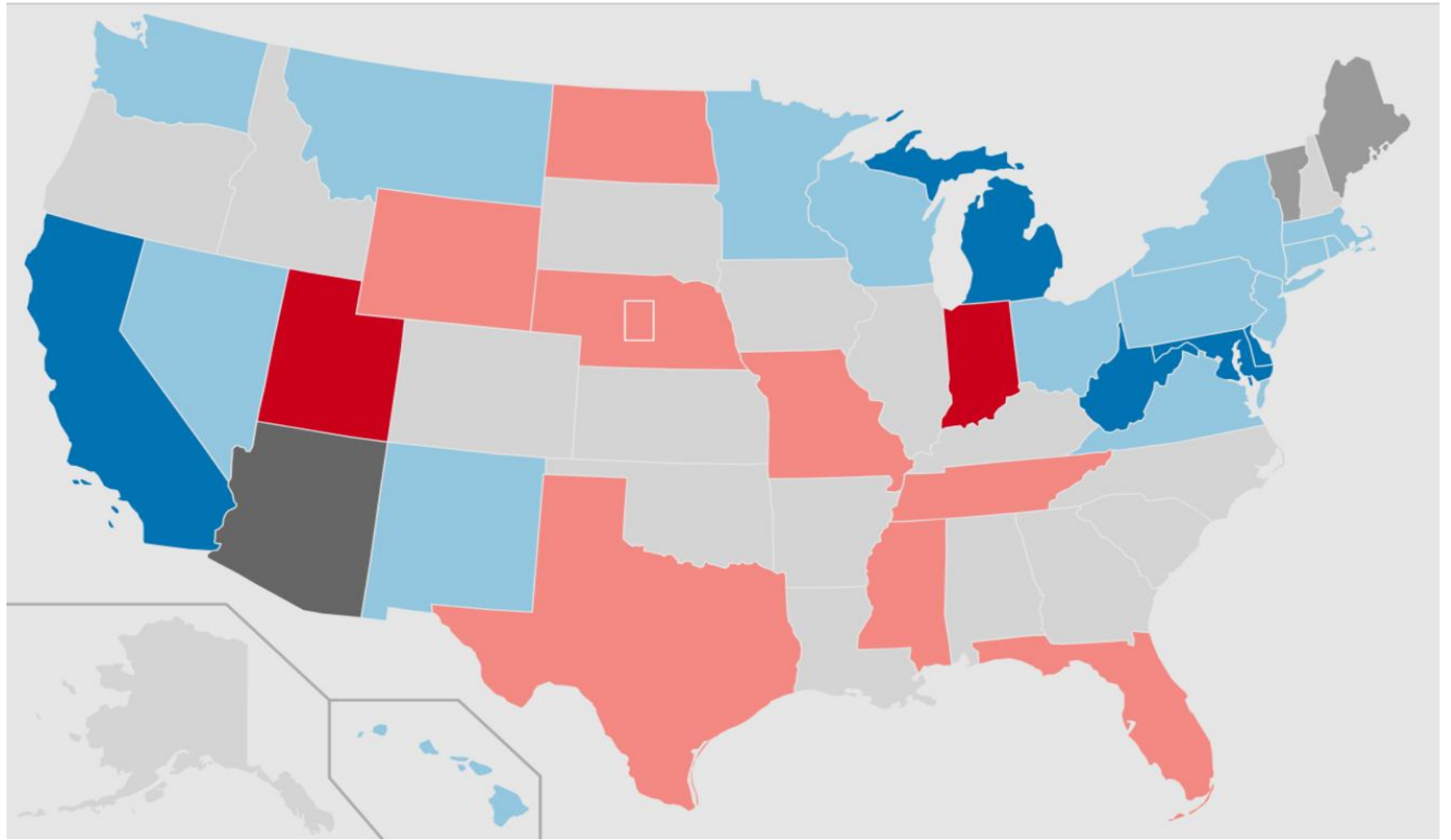
Current:
218 R, 213 D
4 Vacancies

LIKELY DEMOCRAT 16 Dem • 1 Rep 0 Ind	LEAN DEMOCRAT 12 Dem • 1 Rep 0 Ind	DEMOCRAT TOSS UP 11 Dem • 0 Rep 0 Ind	REPUBLICAN TOSS UP 0 Dem • 11 Rep 0 Ind	LEAN REPUBLICAN 0 Dem • 8 Rep 0 Ind	LIKELY REPUBLICAN 0 Dem • 9 Rep 0 Ind
AL-02 NEW SEAT CA-09 Harder CA-49 Levin FL-09 Soto FL-23 Moskowitz KS-03 Davids MD-06 OPEN (Trone) MI-03 Scholten NH-01 Pappas NH-02 OPEN (Kuster) NV-01 Titus NV-04 Horsford NY-03 Suozzi OH-01 Landsman OR-04 Hoyle TX-28 Cuellar WA-08 Schrier	AK-AL Peltola CA-47 OPEN (Porter) CT-05 Hayes IL-17 Sorensen IN-01 Mrvan MN-02 Craig NV-03 Lee NY-18 Ryan NY-22 Williams OR-06 Salinas PA-17 Deluzio TX-34 Gonzalez VA-07 OPEN (Spanberger)	CO-08 Caraveo ME-02 Golden MI-07 OPEN (Slotkin) MI-08 OPEN (Kildee) NC-01 Davis NM-02 Vasquez OH-09 Kaptur OH-13 Sykes PA-07 Wild PA-08 Cartwright WA-03 Perez	AZ-01 Schweikert AZ-06 Ciscomani CA-13 Duarte CA-22 Valadao CA-27 Garcia CA-41 Calvert NJ-07 Kean Jr. NY-04 D'Esposito NY-17 Lawler NY-19 Molinaro OR-05 Chavez-DeRemer	CA-45 Steel CO-03 OPEN (Boebert) IA-03 Nunn MI-10 James NE-02 Bacon PA-10 Perry VA-02 Kiggans WI-03 Van Orden	CA-03 Kiley CA-40 Kim FL-13 Luna IA-01 Miller-Meeks MT-01 Zinke NY-01 LaLota PA-01 Fitzpatrick SC-01 Mace TX-15 De La Cruz

Battle for the Senate

Current: 51 D, 49 R

34 Seats Up in 2024
23 D, 11 R



West Virginia (Manchin – D)

Montana (Tester – D)
Ohio (Brown – D)
Arizona (Open – I)
Nevada (Rosen – D)

Wisconsin (Baldwin – D)
Pennsylvania (Casey – D)
Maryland (Open – D)
Michigan (Open – D)

Texas (Cruz – R)
Florida (Scott – R)

Battle for the Governors

2024

New Hampshire (Open – R)

North Carolina (Open – D)

