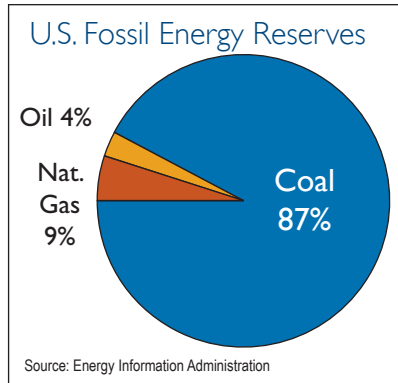


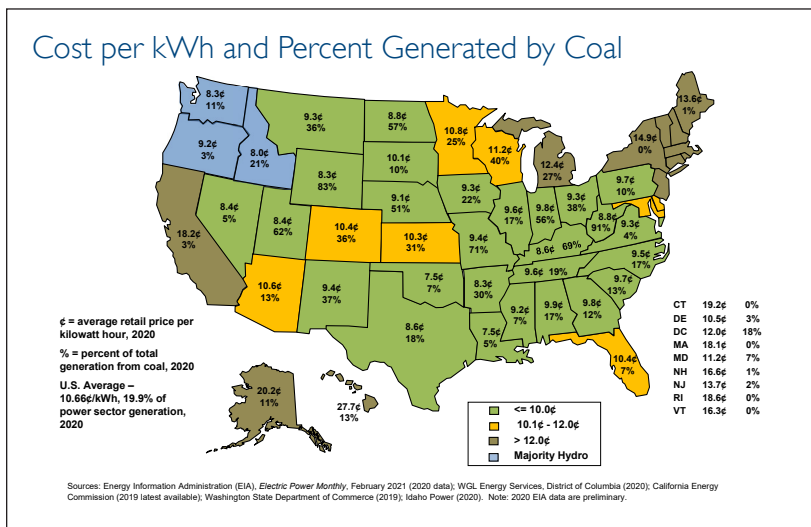
# COAL: RELIABLE AND AFFORDABLE POWER



Coal is America's most abundant energy resource—making up nearly 90 percent of U.S. fossil energy reserves on a Btu basis. At current consumption rates, the U.S. has more than 250 years of remaining coal reserves.

Coal is essential to the U.S. economy, providing affordable electricity to households, businesses, manufacturing facilities, transportation and communications systems, and services throughout our economy.

Because of its abundance, reliability and affordability, about 20 percent of the nation's electricity is still generated from coal, resulting in electricity costs that generally are generally lower in states that rely upon coal for more than a third of their electricity generation versus states that rely on other fuels.



With increased electrification and as our economy and population expand, our need for electricity will continue to grow, and coal is projected to remain a workhorse fuel for power generation—providing about 1,000 billion kWhs of coal-based generation through 2021 for power generation at utilities and industrial sources. Coal will continue to be called upon to meet the nation's power needs even assuming ambitious growth scenarios are met for electricity generation from renewables and natural gas energy sources, according to Energy Information Administration analysis (Annual Energy Outlook 2020).

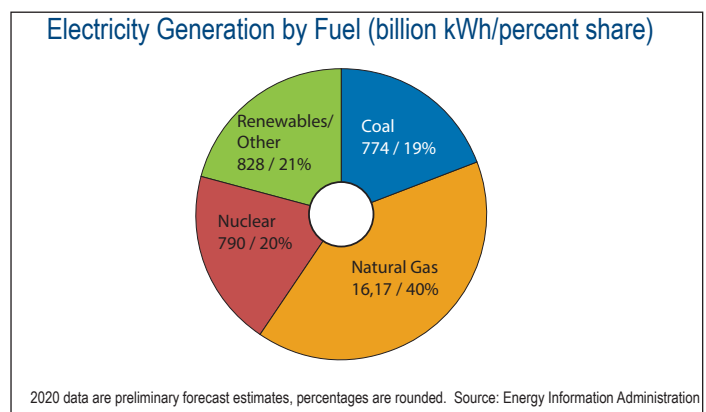
## Economic Contributions of Coal

Although coal's total contribution to the American economy and way of life is impossible to estimate, coal production has demonstrable benefits. These include the direct employment of nearly 119,000 people and the creation of 3.3 jobs for every job in coal mining, for a total of more than 380,000 jobs. In addition, coal-based electric power plants directly employ another 80,000 employees.

Coal industry jobs are high paying, with an annual average salary of a coal miner at over \$91,000 - 54 percent above the U.S. average wage of \$59,000.

Coal generated \$25 billion in sales and paid \$10 billion in direct wages and salaries according to 2019 analysis by the National Mining Association.

The economic activity attributable to coal mining also is subject to billions of dollars in taxation at the federal, state and local levels.



## U.S. Coal Production, Reserves, Consumption, Generation Percent of Generation, Electricity Prices, and Employment by State - 2020

State	Coal Production (Million Short Tons)	U.S. Estimated Recoverable Coal Reserves (Mil. Short Tons) 5/	Coal Consumption For Electricity (Mil. Short Tons)	Total Net Electricity Generation From Coal (Million KWH)	Total Net Electricity Generation from Coal (Percent Share)	Power Sector Generation from Coal (Percent Share)	Average Retail Electricity Price (Cents/kWh)	MSHA Coal Mining Industry Employment (Number)
Alabama	12.0	2,557	11.9	21,730	16.0%	16.6%	9.91	3,251
Alaska	1.0	2,813	0.5	744	12.6%	11.4%	20.20	109
Arizona	-	-	8.3	13,747	12.5%	12.6%	10.59	114
Arkansas	-	227	9.2	15,421	29.1%	29.8%	8.25	4
California <sup>1/</sup>	-	-	0.1	290	3.0%	3.0%	18.15	147
Colorado	10.0	9,438	11.5	19,478	35.9%	36.0%	10.25	1,387
Connecticut	-	-	0.0	(18)	0.0%	0.0%	19.19	5
Delaware	-	-	0.1	102	2.0%	2.6%	10.46	-
District of Columbia <sup>2/</sup>	-	-	-	-	18.4%	18.4%	11.97	-
Florida	-	-	7.5	16,668	6.7%	6.8%	10.35	60
Georgia	-	2	7.4	13,931	11.7%	12.1%	9.75	77
Hawaii	-	-	0.7	1,165	12.5%	13.4%	27.67	-
Idaho <sup>4/</sup>	-	2	0.0	20	21.0%	21.0%	8.01	44
Illinois	31.9	37,608	18.3	31,014	17.9%	17.3%	9.56	2,917
Indiana	19.9	3,676	23.9	47,775	53.2%	56.0%	9.75	2,873
Iowa	-	1,127	8.2	14,156	23.8%	22.3%	9.28	10
Kansas	-	679	11.3	16,960	31.2%	31.3%	10.32	24
Kentucky	24.2	13,881	20.6	43,638	68.8%	69.4%	8.56	6,159
Louisiana	0.7	272	2.7	3,919	3.8%	5.4%	7.50	247
Maine	-	-	0.0	59	0.6%	0.6%	13.59	-
Maryland	1.1	330	1.5	3,360	9.3%	9.6%	11.16	1,562
Massachusetts	-	-	-	-	0.0%	0.0%	18.05	-
Michigan	-	58	15.9	28,003	26.7%	27.2%	12.37	-
Minnesota	-	-	8.3	14,059	24.9%	25.1%	10.84	175
Mississippi	2.6	-	4.0	4,594	7.0%	7.2%	9.18	221
Missouri	0.2	3,843	30.4	51,754	70.5%	70.7%	9.41	121
Montana	26.4	74,368	5.8	8,541	36.0%	36.0%	9.27	1,267
Nebraska	-	-	11.9	18,860	51.2%	50.9%	9.14	4
Nevada	-	-	1.1	1,953	4.8%	4.9%	8.38	59
New Hampshire	-	-	0.1	128	0.8%	0.8%	16.58	-
New Jersey	-	-	0.4	917	1.5%	1.5%	13.71	19
New Mexico	10.3	6,729	7.4	12,788	37.2%	37.3%	9.43	887
New York	-	-	0.1	144	0.1%	0.1%	14.90	5
North Carolina	-	5	8.6	20,794	16.8%	16.9%	9.50	38
North Dakota	26.4	6,521	20.1	24,523	57.3%	57.3%	8.77	1,378
Ohio	3.6	11,242	18.8	45,006	37.2%	37.5%	9.28	1,178
Oklahoma	0.8	787	4.0	5,938	7.1%	7.1%	7.46	31
Oregon	-	9	1.0	1,630	2.5%	2.5%	9.15	8
Pennsylvania	36.2	10,955	14.1	23,821	10.3%	10.4%	9.69	8,466
Rhode Island	-	-	-	-	0.0%	0.0%	18.55	-
South Carolina	-	-	5.4	12,459	12.7%	12.9%	9.73	57
South Dakota	-	277	1.0	1,648	9.7%	9.7%	10.07	7
Tennessee	0.1	441	7.0	14,245	18.4%	18.5%	9.62	159
Texas	19.0	9,021	56.1	78,825	16.6%	18.2%	8.58	2,442
Utah	13.2	2,473	10.9	22,806	61.5%	62.3%	8.37	2,496
Vermont	-	-	-	-	0.0%	0.0%	16.28	2
Virginia	9.8	729	1.9	3,763	3.7%	3.7%	9.29	3,503
Washington <sup>3/</sup>	-	681	3.5	5,170	10.7%	10.7%	8.33	87
West Virginia	67.3	16,331	20.7	50,181	88.4%	90.5%	8.75	16,047
Wisconsin	-	-	13.3	23,775	39.0%	39.8%	11.22	11
Wyoming	218.6	34,974	20.6	33,321	80.0%	83.3%	8.29	5,874
Waste/Unknown/Other	0.3	0	0	0	0	0	0	2
<b>U.S. Total</b>	<b>535.5</b>	<b>252,056</b>	<b>436.0</b>	<b>773,805</b>	<b>19.3%</b>	<b>19.9%</b>	<b>10.66</b>	<b>63,534</b>

2020 data are preliminary.

Sources: U.S. Department of Energy/Energy Information Administration; Mine Safety & Health Administration

1/ Power sector share for California is from California Energy Commission (2019 latest available). 2/ Generation share estimates for DC from WGL Energy Services (2020) 3/ Washington State share estimates from Department of Commerce (2019 latest available)

4/ Idaho Power (2020) 5/ 2019 recoverable coal reserves data latest available. Note: The electric power sector comprises electricity -only and combined-heat-and-power plants whose primary business is to sell electricity or electricity and power to the public.